

ILLUMINATED SWITCHES

TP3000/4000/5000: ILLUMINATED FULL TRAVEL SWITCHES



FEATURES

- 12mm square keytop
- Full surface illumination with dimple button
- Choice of single colour (red, green, yellow) LED illumination
- Optional programmable tri-colour LED illumination
- PCB mounting (2.5mm pitch) and panel mount options



FEATURES

- 16mm square keytop
- Full surface illumination
- Choice of single colour (red, green, yellow) LED illumination
- Optional programmable tri-colour LED illumination
- PCB mounting (2.5mm pitch) and panel mount options



FEATURES

- 17.6mm square keytop
- Full surface illumination with dimple buttons
- Choice of single colour (red, green, yellow) LED illumination
- Optional programmable tri-colour LED illumination
- PCB mounting (2.5mm pitch) and panel mount options

DESCRIPTION

The TP 3/4/500 series are ranges of very high performance LED illuminated pushbutton key switches, designed and constructed for medium current PCB and panel mounted applications. The switches consist of an LED built into the keycap unit and a switch body using gold over silver-clad electrical contacts.

The TP 3/4/5000 series of switches is ideally suited for point of sale and banking systems, control panel, instrumentation, professional audio and video broadcasting equipment, and medical related equipment.

SPECIFICATIONS

Electrical

Rating	12V DC 100mA
Contact Resistance	100mΩ max
Insulation Resistance	50MΩ min @ 250V DC
Dielectric Strength	250V AC for 1 minute

Mechanical

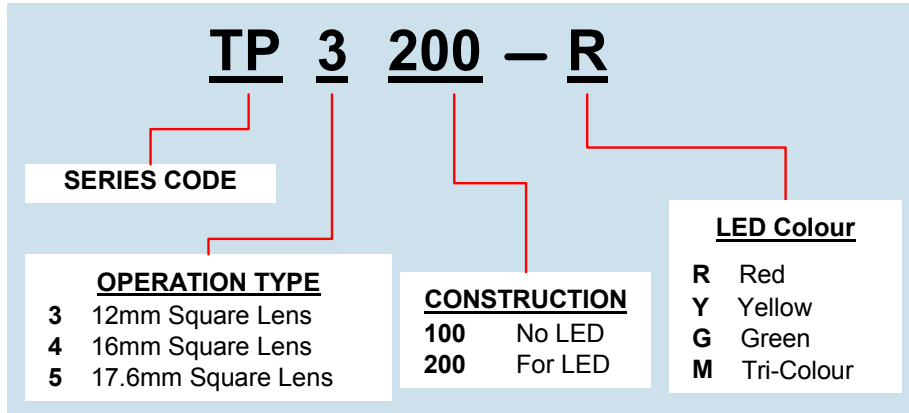
Operating Life	1 million operations
Operating Temperature	-10°C to +50°C
Operating Force	2.0N +/- 0.3N

Electrical LED

VR (Peak Reverse Voltage)	12VDC
IFM (Max Forward Current)	50mA
VF (Forward Voltage)	RED = 3.9 VDC GREEN = 4.2 VDC YELLOW = 4.0 VDC
IF (Rec Operating Current)	30mA

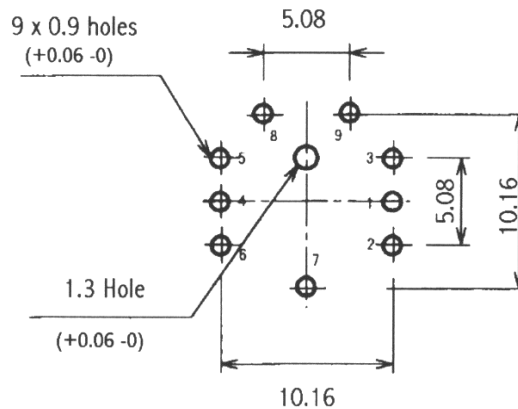
ILLUMINATED SWITCHES

ORDERING INFORMATION

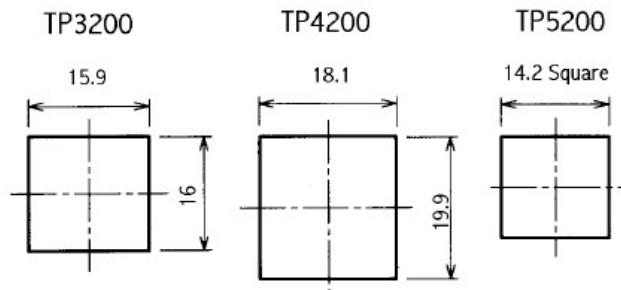


MOUNTING DIMENSIONS

PCB Mounting Dimensions

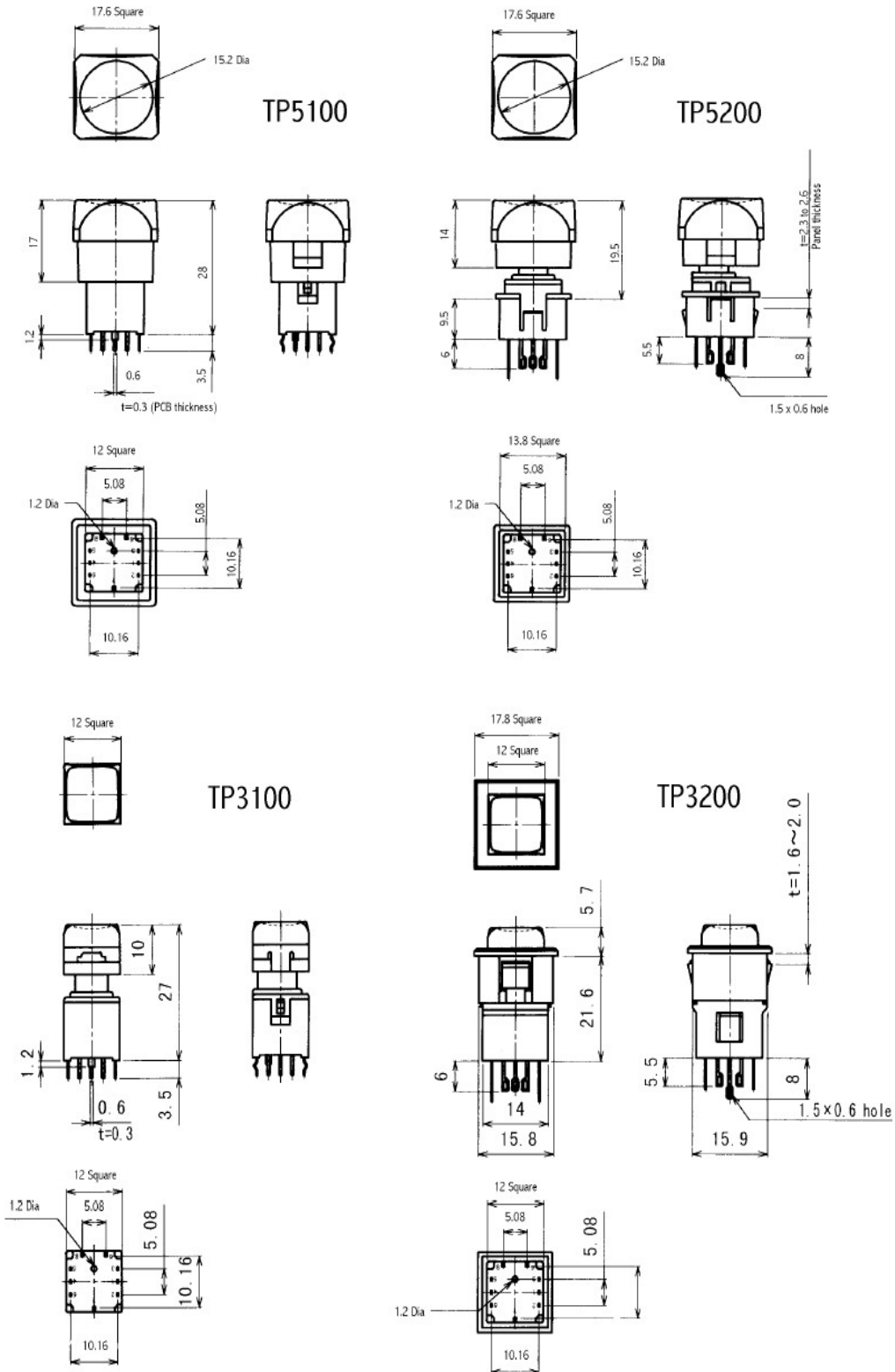


Panel Mount Hole Cutouts

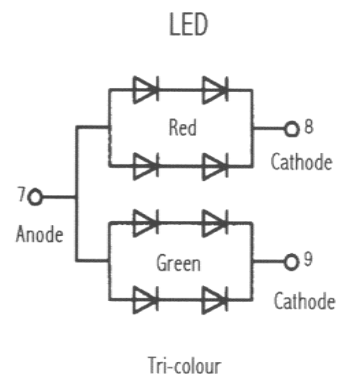
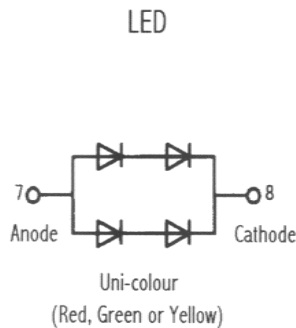
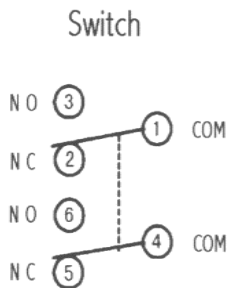
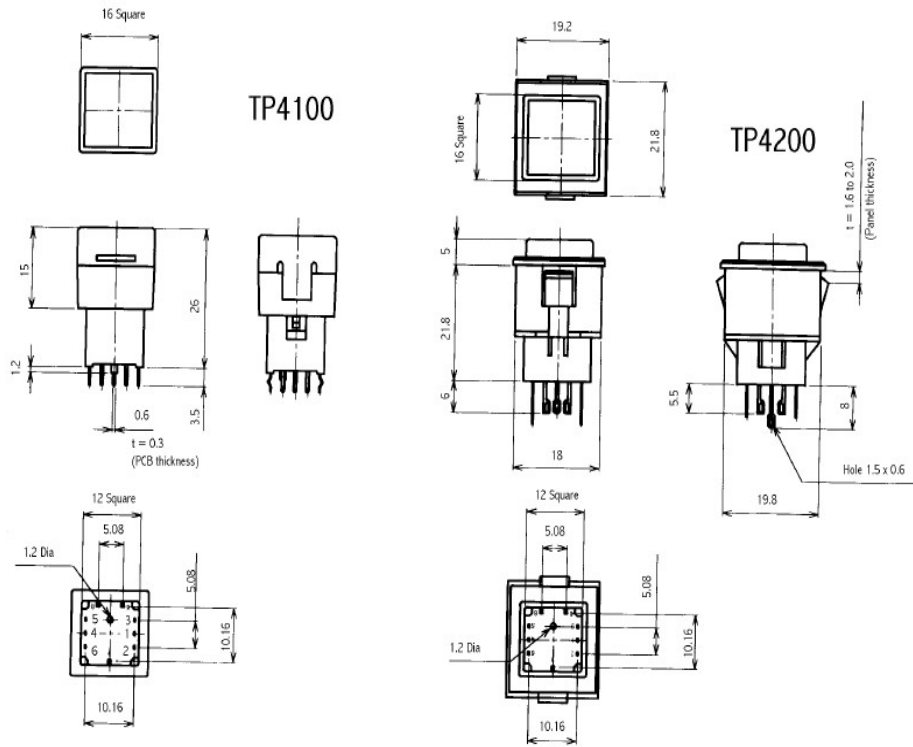


ILLUMINATED SWITCHES

DIMENSIONS



ILLUMINATED SWITCHES



All measurements are in mm. Tolerance +/- 0.3mm unless shown. This leaflet is believed to contain the best information at time of printing, but is subject to change without notice.



Devlin Electronics Limited, Unit D1, Grafton Way, Basingstoke, Hants, RG22 6HZ, England

Telephone 01256 467367 email sales@devlincomponents.co.uk Website www.devlincomponents.co.uk